

Code: VRS-485/TX


## RS-485 TRANSMITTER **VRS-485/TX**

Net: 1.12 PLN Gross: 1.12 PLN

The VRS-485/TX transmitter and VRS-485/RX receiver enable RS-485 data transmission via video analog signal transmission media (eg coaxial cable, wireless video transmission devices and fiber video converters). The devices are perfect solution when there is no possibility of additional wiring, and the RS-485 data must be wireless sent via analog transmitter - receiver set (eg VID-5). In this case the VRS-485/TX transmitter should be connected to the video input of the VID-5 transmitter, and the VRS-485/RX receiver to the video output of the VID-5 receiver. If you want to wireless send video signal and RS-485 data in the same time using analog transmitter - receiver sets, you should use a different bandwidths for video signal and RS-485 data (different transmission sets, eg VID-5 and VID-7). This solution guarantees lack of interferences between transmitters and receivers of both: video signal and data transmissions.

**ATTENTION!** There is no possibility to transmit in the same time a video signal and RS-485 data in the same transmission media (eg the same coaxial cable or the same radio channel, etc.).

The VRS-485/TX transmitter with the VRS-485/RX receiver allow to wireless RS-485 data transmission at a distance, which is limited only by the transmission range of the VID series transmitter - receiver sets (up to 2km). In case of shorter distance transmissions of the RS-485 data, up to 100 m, we recommend to use the RS-485RF/TX transmitter and the RS-485RF/RX receiver, which don't require any additional wireless devices. The devices are transparent for the transmission protocol (can be used any protocol), but the transmission speed is limited up to 115 kb/s. Transmission is one-way type. Transmitted signal has no constant component, so in the video transmission path may be used a constant component filter elements such as capacitors and transformers. The overvoltage limiters, optoisolators and video splitters also can be used.



### SPECIFICATION

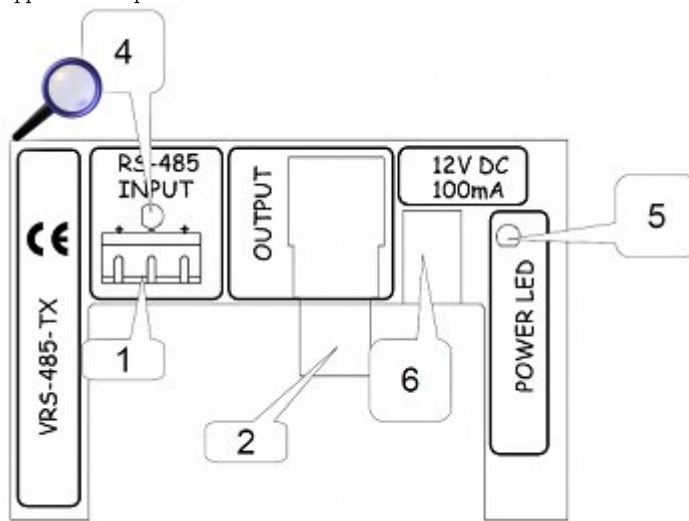
Input:	RS-485
Number of inputs:	1 pcs
Output:	RF / 75 Ω
Number of outputs:	1 pcs
Signal output voltage:	750 mVpp
Connectors:	Cable terminals BNC
Transmission range:	1200 m (RS-485 output) 800 m Coaxial cable
Baud rates:	115 kbps
Power connector:	2.1/5.5 DC
Operation temp:	0 ° ... 50 °
Power supply:	9 ... 12 V DC / 100 mA (power adapter not included)
Weight:	0.09 kg
Dimensions:	118 x 92 x 37
Guarantee:	2 years

### PRESENTATION

DELTA-OPTI Monika Matysiak; <https://www.delta.poznan.pl>  
POL; 60-713 Poznań; Graniczna 10  
e-mail: [delta-opti@delta.poznan.pl](mailto:delta-opti@delta.poznan.pl); tel: +(48) 61 864 69 60

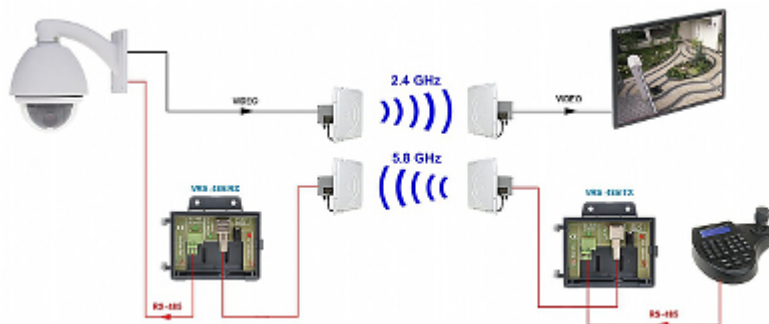


Application of particular elements of the transmitter:



- 1) RS-485 input
- 2) Signal output to video channel
- 4) RS-485 transmission control LED indicator
- 5) Power LED indicator
- 6) Power inputs

Schematic diagram of application of the VRS transmitter and receiver:



Mounting side of the housing box:



Package:



## OUR OPINIONS



- Using one transmitter and keyboard controller you can control multiple cameras if they are all within radio range.



- No possibility to transmit the video signal and RS-485 data in the same time via the same transmission media.

## PACKAGE

Dimensions (L x W x H): 0x0x0 mm	Gross Weight: 0 kg
----------------------------------	--------------------