




	ACCESS CONTROLLER PR311SE-BK ROGER	POLE MOUNT BCS-AS	ACCESS POINT RG-RAP2266 Wi-Fi 6 2.4 GHz 5 GHz 574 Mbps + 2402 Mbps REYEE
			
	450.00 PLN 450.00 PLN	193.00 PLN 193.00 PLN	806.00 PLN 806.00 PLN
Cards support	Unique EM 125kHz
Reading distance of prox-keys	max. 15 cm
Keyboard built-in	—
Suitable for cameras	...	BCS-SDIP7320WDR, BCS-SDIP7220, BCS-SDIP7118, BCS-SDIP3220	...
Communication	<ul style="list-style-type: none"> • RS-485 • RACS (Roger)
Selected features of the standalone mode	<ul style="list-style-type: none"> • 1000 indexed users • Operation with XM-2 I/O extension module (Full Standalone Mode)
Pole diameters range	...	Ø 105 ... Ø 127 mm	...
Frequency range	2.4 GHz (2.400 ... 2.4835 GHz) 5 GHz (5.150 ... 5.850 GHz)
Material	...	Metal	...
Color	...	White	...
Antenna type	2x2 MU-MIMO, 2.4 GHz - 3.53 dBi / 5.0 GHz - 5.15 dBi, Integrated - 5 x Omnidirectional antenna
Standards	IEEE 802.11 a/b/g/n/ac/ax
Baud rates	574 Mbps + 2402 Mbps
Wireless transmission range	40 m - 2.4 GHz 70 m - 5 GHz
Default IP address	10.44.77.253
Average current consumption	50 mA
Protections	WPA-PSK WPA2-PSK WPA/WPA2-PSK
LAN ports	1 x 10/100/1000 Mbps

Mobile phones support	Android: Free application Ruijie Reyee iOS (iPhone): Free application Ruijie Reyee
Transmitter power	≤ 31 dBm @ 2.4 GHz (max) ≤ 32.7 dBm @ 5 GHz (max)
Power supply PoE	PoE (802.3at)
Power supply	10 ... 15 V DC	...	12 V / 2 A (power adapter not included)
Power consumption	≤ 18 W
Main features	<ul style="list-style-type: none"> • The ability to add additional reader (bilateral way door control), • 3 programmable input lines NO/NC, • 2 programmable transistor outputs 1A, • One programmable relay output 1.5A/30V, • Door modes (Normal, Locked, Unlocked and Conditionally Unlocked), • Any topology of communication bus, • "Guest" type additional users support defined individually on each controller, • Integration with an alarm system via in/out line , 	...	<ul style="list-style-type: none"> • Possibility to mount on the wall or ceiling • Support for Reyee Mesh technology • Number of users : 512 (max) • OFDMA • Beamforming (TxBF) - technology that allows to create a beam of radio waves in order to improve the quality of connection with client devices located further away from the signal source • WMM (Wi-Fi Multimedia) • Load balance • AP placement and RF maps • Easy and uniform management system for many devices • Intuitive installation and configuration of many advanced functions
Operation temp	-25 °C ... 60 °C	...	0 °C ... 40 °C
Permissible relative humidity	10 ... 95 % (non-condensing)	...	5 % ... 95 %
Weight	0.18 kg	...	0.5 kg
Dimensions	152.5 x 46 x 23 mm (Standard housing stand) 152.5 x 46 x 35 mm (Thicker housing stand)	130 x 170 mm	Ø 220 x 52.6 mm
Manufacturer / Brand	ROGER	BCS	RUIJIE / REYEE
Guarantee	3 years	3 years	3 years