




	POWER SUPPLY DISTRIBUTOR LZ-10/POL/R	TWILIGHT SWITCH FOR LED LIGHTING TWILIGHT-COMPACT/BLEBOX 12 ... 24 V DC	ALLEN SCREW SI-M8X40/KL-8.8
			
	66.83 PLN 66.83 PLN	64.22 PLN 64.22 PLN	0.98 PLN 0.98 PLN
Number of power outputs	10 (2 x 5 outputs)
Size	M8
Number of power inputs	2 (one per each 5-outputs terminal)
Material	Steel galvanized
Strength class	8.8
Application	...	Works with LED lighting - 12-24V LED strips	...
Maximal power voltage	15 V DC (typical 12V)
Maximal power supply current	12.5 A (for single terminal)
Rated voltage	...	12 ... 24 V DC	...
Max. output current for single output	2.5 A
Wrench size	6 mm
Maximal total load	...	60 ... 120 W	...
Total maximal current	...	5 A	...
Protection type	10 x 2.5 A - Polymer fuse
Thread/pin length	30 / 40 mm
Number of inputs	...	0	...
Number of outputs	...	1	...
Connector type	...	screw terminals	...
Wireless	...	—	...
Mobile phones support	...	—	...
Power connectors type	Input : Cable terminals Output : Cable terminals
Permissible relative humidity	< 95 %
Housing type	PCB
Main features	...	<ul style="list-style-type: none"> • High power - max. 120 W, • Automatic calibration, • Mild lightening at dusk, • Mild darkening at dawn, • Small dimensions 	DIN 912 compliance
Housing	...	Self-extinguishing	...
"Index of Protection"	...	IP20	...
Color	...	Black	...

Operation temp	-50 °C ... 55 °C	-20 °C ... 50 °C	...
Weight	0.08 kg	0.008 kg	0.019 kg
Dimensions	216 x 40 x 20 mm	23 x 17 x 22 mm	Ø 12.8 x 47.9 mm
Manufacturer / Brand	DELTA	BleBox	...
Guarantee	3 years	2 years	2 years