





	<a href="#">DRIVE FOR A SLIDING GATE AB1000 VIDOS</a>	<a href="#">DRIVE FOR A SLIDING GATE AB600 VIDOS</a>	<a href="#">DRIVE TO THE GARAGE DOOR AG1000 VIDOS</a>	<a href="#">DRIVE TO THE GARAGE DOOR AG600 VIDOS</a>
				
	247.39 EUR 304.29 EUR	213.66 EUR 262.80 EUR	168.68 EUR 207.48 EUR	146.19 EUR 179.81 EUR
Drive type	For sliding gates	For sliding gates	For hinged and sectional garage doors	For hinged and sectional garage doors
Engine power	400 W	280 W	...	...
Opening and closing force	...	...	1000 N	600 N
Maximum weight of the gate	900 kg	500 kg	...	...
Maximum area of the gate	...	...	12 m <sup>2</sup>	8 m <sup>2</sup>
Length of the guide	...	...	3.3 m	3.3 m
Linear speed	11 ... 13 m/min	11 ... 13 m/min	...	...
Maximum height of the gate	...	...	2.5 m	2.5 m
Automatic closing of the gate	✓	✓	✓	✓
Automatic locking of the drive	✓	✓	✓	✓
Limit switch	Spring / Magnetic	Spring / Magnetic	Electronic (extreme gate positions must be programmed manually)	Electronic (extreme gate positions must be programmed manually)
Noise level during operation	≤ 58 dB	≤ 58 dB	...	...
Possibility of connecting the photocell	✓	✓	✓	✓
Possibility of connecting the signal lamp	✓	✓	✓	✓
Maximum number of programmed remote controls	25	25	...	...
Wireless transmission range	≥ 30 m	≥ 30 m	≥ 30 m	≥ 30 m
Frequency bandwidth of the system	433.92 MHz	433.92 MHz	433.92 MHz	433.92 MHz
Number of cycles per hour	≤ 15	≤ 15	≤ 15	≤ 15

DELTA-OPTI Monika Matysiak / VAT:PL5251295225 / 60-713 Poznań, ul. Graniczna 10  
Tel:+48 61 864 69 60 / GSM:+48 607 60 11 66 / Fax:+48 61 864 69 65 / e-mail: info@delta.poznan.pl  
Monday-Friday: 8.00-19.00 / Saturday: 8.00-14.00

Main features	<ul style="list-style-type: none"> <li>• Smooth torque control allows to precisely set the force with which the drive will operate</li> <li>• Overload obstacle detection system - when an obstacle is encountered by the gate, the drive will stop immediately and then change the direction of the gate's movement</li> <li>• Soft start and stop function - smoothly reduces the speed of the drive when starting and stopping the gate</li> <li>• Wicket function - allows to partially open the gate and use it only as a wicket for pedestrians or cyclists</li> <li>• The automatic gate closing function allows to set the time from the total opening, after which the gate will close automatically</li> </ul>	<ul style="list-style-type: none"> <li>• Smooth torque control allows to precisely set the force with which the drive will operate</li> <li>• Overload obstacle detection system - when an obstacle is encountered by the gate, the drive will stop immediately and then change the direction of the gate's movement</li> <li>• Soft start and stop function - smoothly reduces the speed of the drive when starting and stopping the gate</li> <li>• Wicket function - allows to partially open the gate and use it only as a wicket for pedestrians or cyclists</li> <li>• The automatic gate closing function allows to set the time from the total opening, after which the gate will close automatically</li> </ul>	<ul style="list-style-type: none"> <li>• Built-in signal lamp</li> <li>• 9-step adjustment of closing and opening force</li> <li>• Overload obstacle detection system - when an obstacle is encountered by the gate, the drive will stop immediately and then change the direction of the gate's movement</li> <li>• Soft start and stop function - smoothly reduces the speed of the drive when starting and stopping the gate</li> <li>• The automatic gate closing function allows to set the time from the total opening, after which the gate will close automatically</li> </ul>	<ul style="list-style-type: none"> <li>• Built-in signal lamp</li> <li>• 9-step adjustment of closing and opening force</li> <li>• Overload obstacle detection system - when an obstacle is encountered by the gate, the drive will stop immediately and then change the direction of the gate's movement</li> <li>• Soft start and stop function - smoothly reduces the speed of the drive when starting and stopping the gate</li> <li>• The automatic gate closing function allows to set the time from the total opening, after which the gate will close automatically</li> </ul>
Power supply	220 ... 240 V AC	220 ... 240 V AC	220 ... 240 V AC	220 ... 240 V AC
Housing	Plastic	Plastic	Plastic	Plastic
Color	Gray	Gray	Gray	Gray
Operation temp	-20 °C ... 70 °C	-20 °C ... 70 °C	-20 °C ... 50 °C	-20 °C ... 50 °C
Weight	11.3 kg	7.26 kg	4.54 kg	3.76 kg
Dimensions	271 x 228 x 280 mm	260 x 250 x 220 mm	345 x 215 x 145 mm	385 x 205 x 150 mm
Manufacturer / Brand	VIDOS	VIDOS	VIDOS	VIDOS
Guarantee	3 years	3 years	3 years	3 years