


Code: ATLO-ML-D362

## DOUBLE ELECTROMAGNETIC LOCK ATLO-ML-D362

Net: 33.13 USD Gross: 40.75 USD

Electromagnetic lock, surface, double. With a simple design and modern manufacturing technology, is a reliable device to lock doors and gates. It operates reversibly - it is open when power is off. Force an entry closed by lock requires the use of force of > 360 kg. The lock is composed of two elements: electromagnet (usually mounted in the frame) and lock plate (usually mounted in the door). Error free operation of the lock is a result of lack the mechanical elements, which after some time become damaged.

Device is designed for indoor use only.




### SPECIFICATION

Load capacity:	2 x 361 kg
Rated voltage:	12 V DC
Current consumption:	2 x 400 mA
Main features:	<ul style="list-style-type: none"><li>• LED indication,</li><li>• The NO/NC output indicating opening the door</li><li>• Device is designed for indoor use only</li></ul>
Weight:	3.95 kg (total)
Dimensions:	480 x 57 x 43 mm (total)
Manufacturer / Brand:	ATLO
Guarantee:	<b>3 years</b>

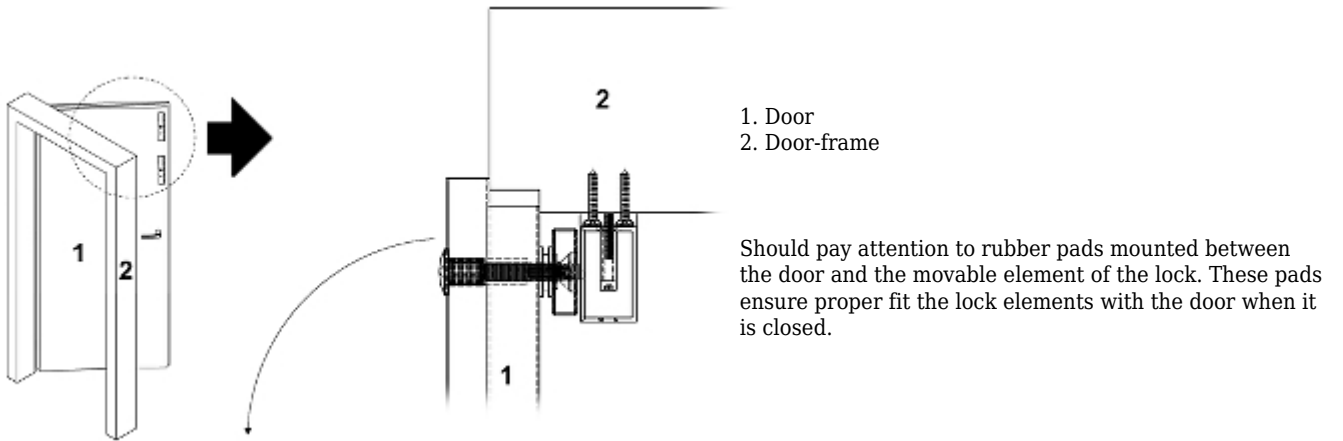
### PRESENTATION



Dimensions:



Typical operation diagram:



In the kit:

