


Code: MC16-PAC-14

ACCESS CONTROLLER MODULE **MC16-PAC-14** ROGER

Net: **874.07 EUR** Gross: **1 075.11 EUR**

The MC16-PAC-14 controller is a multifunctional electronic module, intended for use in the RACS 5 system, which enables the implementation of access control of the transition and building automation.

Attention! The pre-installed license includes functionality relating to control of the 14 transitions and building automation.



SPECIFICATION

Number of served transitions:	14
Inputs:	8
Outputs:	8
Number of users:	max. 8192 - Number of identifiers
Number of media per ID:	8 - Proximity card, PIN code, fingerprint, etc.
Number of permissions per ID:	32
Buffer memory:	8 000 000 events buffer
MCT readers support:	16 pcs
Readers connections:	4 pcs - Wiegand / PRT
Number of login points:	28
Number of access terminals:	56
Number of access zones:	28
Number of alarm zones:	28
Number of automation nodes:	28
Battery backup support:	13.8 V / 7 Ah
Communication:	<ul style="list-style-type: none">• Ethernet 10BASE-T 10/100 Mb/s - RJ-45 socket• 2 x Port RS-485• RACS (Roger)
Main features:	<ul style="list-style-type: none">• Control of automation from the system terminals• Presentation of alarm supervision states on terminals• Controlling the supervision state of the alarm system zones• Hardware integration with alarm system and fire system• Multifunctional parametric inputs including Dual Wiring• Weekly access schedules• Multi-year calendars of exceptions• Integrated support in VISO software




DELTA-OPTI Monika Matysiak; <https://www.delta.poznan.pl>
POL; 60-713 Poznań; Graniczna 10
e-mail: delta-opti@delta.poznan.pl; tel: +(48) 61 864 69 60


Power supply:	<ul style="list-style-type: none"> • 17 ... 18 V AC • 10 ... 15 V DC • 22 ... 26 V DC
Operation temp:	5 °C ... 40 °C
Permissible relative humidity:	≤ 95 % (non-condensing)
Weight:	0.15 kg
Dimensions:	175 x 72 x 30 mm
Manufacturer / Brand:	ROGER
Guarantee:	3 years


PRESENTATION

Top view:




Connectors:





Mounting side view:



In the kit:

