

Code: VTH1510CH

## INDOOR PANEL IP VTH1510CH DAHUA

Net: 899.00 PLN Gross: 1 105.77 PLN

The VTH1510CH panel has been designed to create a simple and effective system of local communication. The device works with video doorphones, and other DAHUA panels. It can be also used as simple alarm control panel, or notification module by the support 6 alarm inputs. ATTENTION! The device does not support the Dahua analogue system.



### SPECIFICATION


Compatibility:	Interphone installation - DAHUA
Shield:	7 " TFT-LCD color matrix
Resolution:	800 x 480
Internal memory:	<input type="checkbox"/>
Main features:	<ul style="list-style-type: none"><li>• Micro SD memory cards up to 32GB support (possible local recording),</li><li>• Microphone built-in,</li><li>• Speakers built-in,</li><li>• Bidirectional communication,</li><li>• Smooth adjustment of monitor parameters: image brightness, ring tone volume and conversation volume,</li><li>• The ability to automatically take and save photos if you do not answer to the bell button,</li><li>• The ability to record a short video message in the absence of a response to the bell button,</li><li>• IP Dahua cameras support,</li><li>• The ability of direct communication between two or more panels</li></ul>
Controlling:	One-touch action buttons + resistive touch screen
Alarm inputs:	6
Alarm outputs:	1
RS-485 interface:	<input type="checkbox"/>
Power supply:	<ul style="list-style-type: none"><li>• 12 V DC / 580 mA,</li><li>• 24 V PoE - DAHUA</li></ul>
Power consumption:	<ul style="list-style-type: none"><li>≤ 7 W (operation)</li><li>≤ 1.5 W (Standby mode)</li></ul>
Operation temp:	-10 °C ... 55 °C

DELTA-OPTI Monika Matysiak; <https://www.delta.poznan.pl>  
POL; 60-713 Poznań; Graniczna 10  
e-mail: delta-opti@delta.poznan.pl; tel: +(48) 61 864 69 60

Color:	Black + Silver
Weight:	0.47 kg
Dimensions:	200 x 137 x 24 mm
Supported languages:	English, Bulgarian, Czech, Finnish, Polish, Slovenian, Slovak, Hungarian
Manufacturer / Brand:	DAHUA
Guarantee:	<b>3 years</b>

## PRESENTATION



Front view:



Rear view:



Connectors view:



In the kit:



Example of application:

