

Code: TR-8H/DC/R19

VIDEO BALUN TR-8H/DC/R19

Net: 45.11 EUR Gross: 55.49 EUR

The TR-8H/DC/R19 is designed to video signals transmission and power supplying via twisted-pair cable (UTP, FTP). The device adapts the impedance of coaxial cable 75Ω to the impedance of symmetrical line, ensuring transmission of video signal up to 400m @ PAL (twisted-pair cable category 5) and eliminates asymmetric interferences. Video signal is sent over one pair of a twisted-pair cable, the remaining three pairs are used for supplying power.

The device consists of 2 independent power modules (see diagram below) which allows for various configurations. 12V DC power sending allows to use the TR-1M/70 and TR-1PV/70. Some part of outputs can also be powered by 12V, the others eg. by 40V what enables power sending for long distances (application with TRN-1/400, ZK-40/6 or ZK-40/16).



SPECIFICATION

Standard:	<ul style="list-style-type: none">• AHD - 5 Mpx,• HD-CVI - 8 Mpx 4K UHD,• HD-TVI - 8 Mpx 4K UHD,• CVBS - PAL, NTSC
Input current:	2 x max. 10 A
Maximal power voltage:	max. 40 V DC / 28 V AC
Max. output current for single output:	2.5 A
Device type:	Passive
Number of channels:	8 Video + DC
Coaxial socket voltage range 75Ω (CVBS):	1 Vpp
Video transmission range:	<ul style="list-style-type: none">• 250 m @ 720p - UTP cat. 5e• 400 m @ CVBS - PAL / NTSC - UTP cat. 5e
Output voltage:	max. 40 V
Attenuation:	<ul style="list-style-type: none">• 4.43 MHz @ 0.09 dB• 11 MHz @ 0.42 dB• 21 MHz @ 1.04 dB• 38 MHz @ 0.85 dB• 42 MHz @ 1.00 dB• 67.5 MHz @ 0.87 dB
Symmetrical socket impedance:	100 Ω
Connectors type:	<ul style="list-style-type: none">• Video - 8 x BNC Socket• DC - Cable terminals
Symmetrical socket type:	Cable terminals
Housing type:	RACK 19", 1U
Permissible relative humidity:	< 95 %
Operation temp:	-10 °C ... 55 °C

Power supply distance:	Power supply 12V DC
	353 m @ 50 mA 235 m @ 75 mA 176 m @ 100 mA 141 m @ 125 mA 117 m @ 150 mA 88 m @ 200 mA 70 m @ 250 mA 58 m @ 300 mA 50 m @ 350 mA 44 m @ 400 mA 39 m @ 450 mA 35 m @ 500 mA 29 m @ 600 mA 25 m @ 700 mA 22 m @ 800 mA 19 m @ 900 mA 17 m @ 1000 mA
Weight:	0.4 kg
Dimensions:	483 x 44 x 53 mm
Guarantee:	3 years
Manufacturer / Brand:	DELTA

PRESENTATION

Front panel view:




Top view:



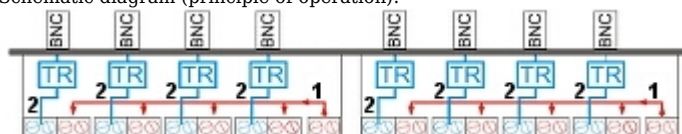
Rear view:



View of the single module:



Schematic diagram (principle of operation):



1) camera powering

2) Video

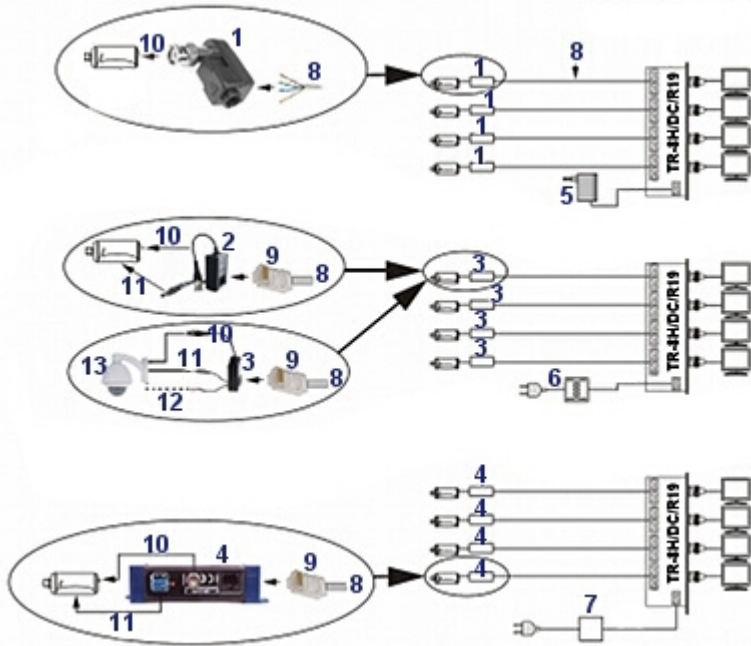
TR - Transformers

BNC - BNC socket

Example of the connection diagram with using different power voltages for individual modules:

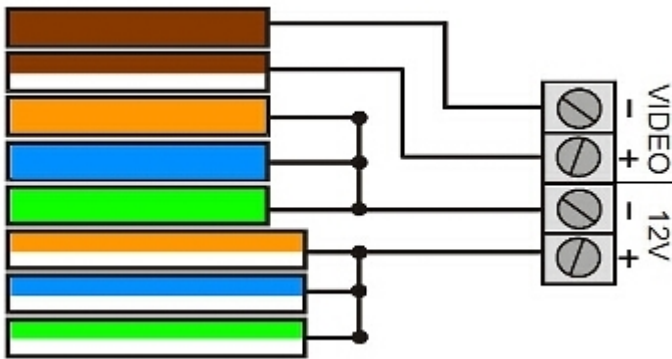


DELTA-OPTI Monika Matysiak; <https://www.delta.poznan.pl>
POL; 60-713 Poznań; Graniczna 10
e-mail: delta-opti@delta.poznan.pl; tel: +(48) 61 864 69 60

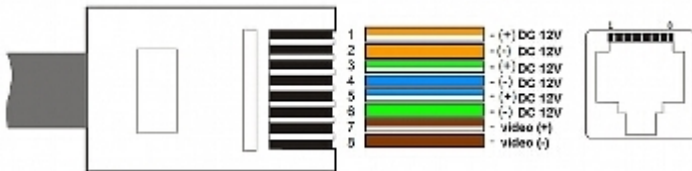


- 1) TR-1M/70
- 2) TR-1PV/70
- 3) TR-1AC/DC
- 4) TRN-1/400
- 5) DC 12V power adapter
- 6) 24V AC transformer (24V/2A/TRF)
- 7) ZK-40/6
- 8) Twisted-pair cable
- 9) RJ-45 plug
- 10) Video signal
- 11) 12V DC camera powering
- 12) DATA connection
- 13) (12V) Speed Dome camera

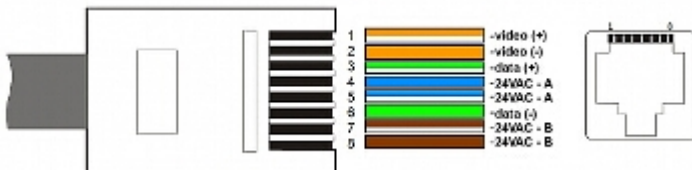
Twisted-pair cable connection wiring sequence for TR-1M/70:



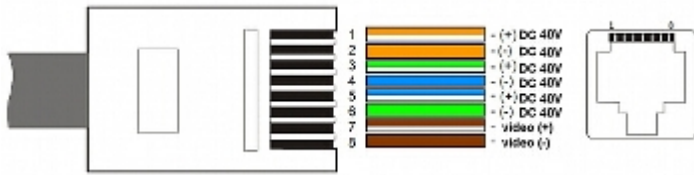
Wiring sequence inside the RJ-45 connectors for TR-1PV/70:



Wiring sequence inside the RJ-45 connectors for TR-1AC/DC:



Wiring sequence inside the RJ-45 connectors for TRN-1/400:



OUR TESTS

Amplitude - frequency response - 2 transformers connected briefly (RF PWR OUT = 0 dBm):

