

SET OF UTP / 2-WIRE CONVERTERS FOR LAN+POE TRANSMISSION


ETH10-2WIRE-SET 2 PCS SET ATTE

Net: **82.49 EUR** Gross: **101.46 EUR**

The ETH10-2WIRE-SET set includes transmitter and receiver modules, it is used for Ethernet data and PoE power supply transmission using 2 wires, e.g. one pair of UTP twisted pair cable.

The devices allow the installation of cameras or other IP PoE devices in places where replacement of the existing cabling is impossible or unprofitable. The ETH10-2wire-TX module is powered from any PoE switch (RJ45 port) and then via 2 wires, it enables two-way network communication and powering the ETH10-2wire-RX module. The camera or another PoE receiver can be connected to the RJ45 port of the ETH10-2wire-RX module at the end of the line. The devices can be optionally powered from the POWER screw terminals.

Depending on the selected converter operation mode, powering them and devices connected to them can be realized in several ways. PoE power supply or from an external power supply, both from the ETH10-2wire-TX transmitter and the ETH10-2wire-RX receiver (configuration with jumpers).




SPECIFICATION


Connectors:	<ul style="list-style-type: none"> • 1 pcs RJ45 • 1 pcs terminals (screw terminals) - 0.32 ... 3.3 mm² (22 ... 12 AWG)
LAN ports:	1 pcs RJ45 10 Mbps
Connectors description:	<p>ETH10-2WIRE-TX :</p> <ul style="list-style-type: none"> • PoE IN - Passive PoE ≤ 30 W, PoE (802.3at) ≤ 30 W, PoE (802.3af) ≤ 15 W ("+"-": 1, 2 pins; "+/-": 3, 6 pins) or ("+"-": 4, 5 pins; "+/-": 7, 8 pins) • Power • DATA - 2-wire <p>ETH10-2WIRE-RX :</p> <ul style="list-style-type: none"> • PoE OUT - Passive PoE ("+"-": 4, 5 pins; "-": 7, 8 pins) • Power • DATA - 2-wire
Transmission speed:	10 Mbps
Transmission range:	<ul style="list-style-type: none"> • 1000 m @ 2-wire • 100 m @ UTP : Switch PoE - ETH10-2WIRE-TX • 100 m @ UTP : ETH10-2WIRE-RX - IP Camera
LED indicators:	<ul style="list-style-type: none"> • Power • LAN • 2-wire
Protections:	<ul style="list-style-type: none"> • Overvoltage - LAN, DATA • Protection against reverse polarity connection - Power • Overload 0.6 A - PoE IN ETH10-2WIRE-TX
Main features:	<ul style="list-style-type: none"> • Plug & Play • Support for IP cameras and network devices • Full transparency for networks • Operation modes - Set with jumpers
Power supply:	<p>ETH10-2WIRE-TX :</p> <ul style="list-style-type: none"> • 30 ... 56 V DC - PoE • 10 ... 56 V DC - Power <p>ETH10-2WIRE-RX :</p> <ul style="list-style-type: none"> • 10 ... 56 V - Power • The output PoE voltage is equal to the input voltage

Power consumption:	1.35 W (total)
Housing:	Plastic (PC)
"Index of Protection":	IP20
Operation temp:	-25 °C ... 65 °C
Weight:	0.03 kg (single element)
Dimensions:	51 x 51 x 24 mm (single element)
Manufacturer / Brand:	ATTE
Guarantee:	3 years

PRESENTATION




Top view:




Examples of connection diagrams:


1 mode:



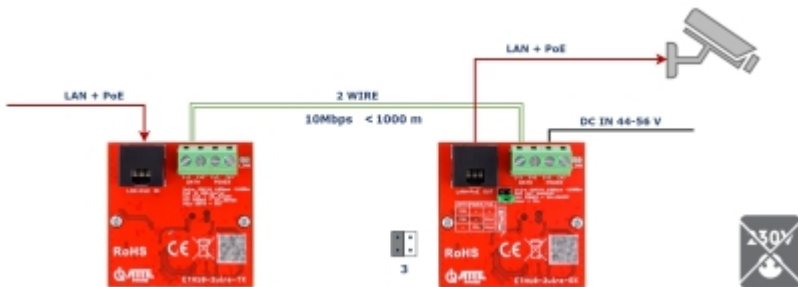
Receiver without PoE power supply
2 mode:



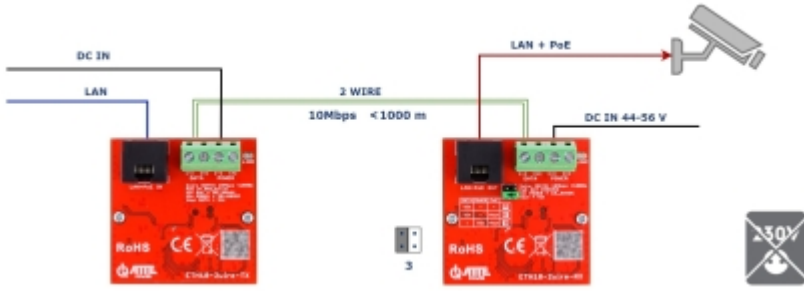
The camera is powered from PoE via the 2-WIRE line.
In such a configuration, attention should be paid to voltage drops in the 2-WIRE line.
The PoE budget delivered to the camera depends on the diameter of the wires and the length of the cable used.
2 mode:



Powered by the power adapter.
The camera is powered from PoE via the 2-WIRE line.
In such a configuration, attention should be paid to voltage drops in the 2-WIRE line.
The PoE budget delivered to the camera depends on the diameter of the wires and the length of the cable used.
The ETH10-2WIRE transmitter and receiver will work properly in the 10-56V voltage range, but the camera connected to the receiver usually requires PoE power supply at 44-56V.
These factors should be taken into account when selecting the power supply voltage of the ETH10-2WIRE-TX transmitter.
3 mode:



Local power supply at the camera.
The camera is powered by PoE directly from the ETH10-2WIRE-RX receiver.
The ETH10-2WIRE-RX receiver will work correctly in the DC IN 10-56V voltage range, however the camera connected to the receiver usually requires PoE power supply at 44-56V.
These factors should be taken into account when selecting the power supply voltage of the ETH10-2WIRE-RX receiver.
The ETH10-2WIRE-TX transmitter can, in this configuration, work with any PoE standard.
3 mode:



The camera is powered by PoE directly from the ETH10-2WIRE-RX receiver.

The ETH10-2WIRE-RX receiver will work correctly in the DC IN 10-56V voltage range, however the camera connected to the receiver usually requires PoE power supply at 44-56V.

These factors should be taken into account when selecting the power supply voltage of the ETH10-2WIRE-RX receiver.

The ETH10-2WIRE-TX transmitter in this configuration can work with the DC IN 10-56V power supplied to the POWER connector.

Possible settings:

		DATA	POWER	PoE
1		Vin	-	-
2		Vin	-	Vout
3		-	Vin	Vout

1 - 1 mode

2 - 2 mode

3 - 3 mode

PACKAGE

Dimensions (L x W x H): 0x0x0 mm	Gross Weight: 0 kg
----------------------------------	--------------------

