

Code: OPV-8/R

VIDEO OVERVOLTAGE LIMITER OPV-8/R

Net: 29.49 EUR Gross: 36.27 EUR

The OPV-8/R overvoltage limiter effectively protects signal line carrying away the stroke current to the ground, due to above provides adequate overvoltage protection for electronic devices. Our statistics collected from many years of service show that about 25 percent of damages of electronic equipment was caused by overvoltages.

The OPV-8/R does not affect signal quality and is a passive device, no supplying is required.

ATTENTION! Before installation please read the following instructions: Any installation work cannot be led during thunderstorm. The OPV-8/R requires good quality grounding installation. The limiter should be placed as near as possible to the protected device. The OPV-8/R is not symmetrical and the protected devices must be connected to the "PROTECTED DEVICE" BNC output sockets. The "LINE" input BNC sockets must be connected to the transmitting lines, which may surge.



SPECIFICATION

Standard:	<ul style="list-style-type: none">• AHD - 5 Mpx• HD-CVI - 8 Mpx 4K UHD• HD-TVI - 5 Mpx• CVBS - PAL / NTSC
Threshold voltage:	> 2.4 V (wire/wire)
Maximum stroke current:	5 kA
Serial impedance per line:	1.1 Ω (Wire)
Capacity:	< 7 pF
Bandwidth:	0 ... 140 MHz
Insertion loss:	0.3 dB
Response time:	15 ns
Grounding:	Indirect, via inserted cable
Number of channels:	8
Input socket type:	BNC socket
Output socket type:	BNC socket
Housing:	PCB
Operation temp:	-50 °C ... 55 °C
Permissible relative humidity:	< 95 %
Weight:	0.18 kg
Dimensions:	219 x 41 x 34 mm
Manufacturer / Brand:	DELTA
Guarantee:	3 years

PRESENTATION

DELTA-OPTI Monika Matysiak; <https://www.delta.poznan.pl>
POL; 60-713 Poznań; Graniczna 10
e-mail: delta-opti@delta.poznan.pl; tel: +(48) 61 864 69 60

Front view:



Rear view:



Top view:

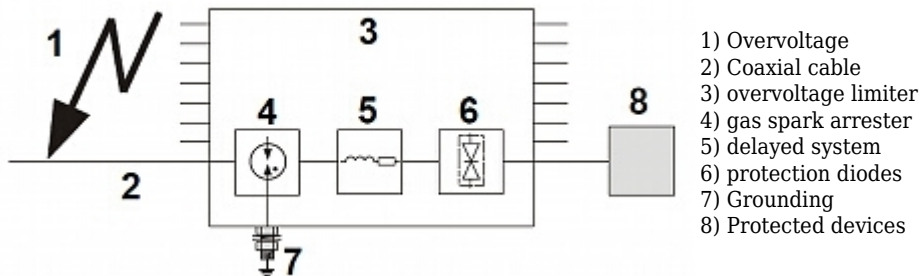


The OPV-8/R device is designed to mount in the A19-FRAME panel or as the separate device:

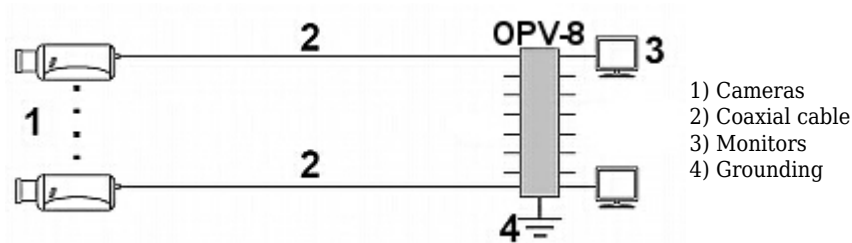


Preparing the device to assembly in RACK cabinet.
Attention! At assembled example, the A19-FRAME mounting panel and A19-MASK cover plate must be purchased separately.

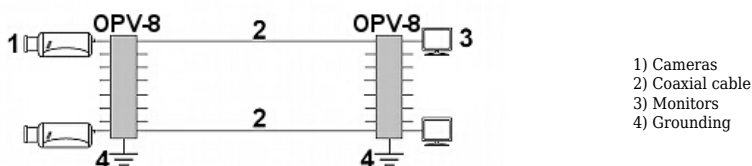
Operation way:



Connection diagram:



In order to fully protect all equipment connected to video lines against overvoltages, this application is recommended:



In the kit:



The self-adhesive distance elements allow to easy PCB assembly.

OUR TESTS

Amplitude - frequency response (RF PWR OUT = 0 dBm):

