

Code: DSC-HS2016PCBE

ALARM CONTROL PANEL **DSC-HS2016PCBE**

Net: **51.08 EUR** Gross: **62.83 EUR**

Advanced alarm control unit providing alarm functions and optional implementation of home automation and access control systems.

The device provides protection in accordance with the requirements of Grade 2 EN 50131. A major advantage of the DSC-HSxxxx control units are their communication features combined with additional modules - GSM and TCP/IP.

System operation is possible with LCD keypads, partition keypads, keyfobs and proximity cards or remotely with PC or mobile phone.




SPECIFICATION

Mainboard inputs:	6 pcs
Mainboard outputs:	2 pcs
Maximal number of supported inputs:	16 pcs
Maximal number of supported outputs:	22 pcs - programmable
Current-carrying capacity, low-current programmable outputs:	300 mA - PGM2
Maximal load:	700 mA
Users + admins:	48 + 2
Partitions:	2
Zones:	2
Expansion modules:	✓
Events memory:	500
Timers:	✓
Supported keypads:	max. 8 pcs
Keyboard included:	—
Enclosure included:	—
Protection class (Grade):	2
Mobile phones support:	✓


Main features:	<ul style="list-style-type: none"> • Built-in telephone communicator • Possibility to connect alternative GSM/GPRS, TCP/IP transmitters and program them to work as backup or basic alarm communicators with coding function • Monitoring system operation and providing information about damages via signaling on system keyboards • Support for 40 line types and 14 programmable line options • Built-in advanced power adapter with extended diagnostics • Support for wireless devices with two-way communication • Programmable schedules for the PGM outputs • The ability to program names: lines, subsystems, users, modules • Possibility of remote programming via GSM / GPRS / IP
Power supply:	16 V AC / 85 mA, 195 mA (max)
Operation temp:	-10 °C ... 55 °C
Permissible relative humidity:	93 %
Dimensions:	191 x 97 mm
Weight:	0.16 kg
Supported languages:	Polish
Manufacturer / Brand:	DSC
Guarantee:	2 years

PRESENTATION


Control panel mainboard:



Connectors:



Top view:



In the kit:

