

Code: ZR12-150/LZ-12

# POWER SUPPLY ADAPTER RACK **ZR12-150/LZ-12** 12 V DC 12.5 A

Net: **57.36 EUR** Gross: **70.55 EUR**

The ZR12-150/LZ-12 unit is intended for power the devices, and systems requiring DC 12V and total load up to 12.5A.



## SPECIFICATION

Adapter type:	Switching
Power voltage:	selectable by switch • 90 V ... 132 V AC, • 180 V ... 264 V AC
Voltage frequency range:	47 ... 63 Hz
Output power:	150 W
Output voltage:	12 V DC (typical)
Output voltage adjustment:	11.4 V ... 13.5 V DC
Maximal load:	12.5 A
Efficiency:	89 %
MTBF (Mean Time Between Faults):	> 700000 h - Telcordia SR-332
Number of outputs:	12 pcs - two-terminal elements
Protections:	• Overvoltage • Short-circuit • Overload • 12 x 1 A - 5/20mm delayed fuse
Main features:	LED indication - Input voltage, Output voltage
Manufacturer / Brand:	DELTA
Housing type:	1 U Rack 19"
Operation temp. / Relative humidity:	-10 °C ... 70 °C / 10 % ... 95 %
Weight:	0.8 kg
Dimensions:	483 x 44 x 105 mm
Guarantee:	<b>5 years</b>


## PRESENTATION

Front panel:



DELTA-OPTI Monika Matysiak; <https://www.delta.poznan.pl>  
POL; 60-713 Poznań; Graniczna 10  
e-mail: [delta-opti@delta.poznan.pl](mailto:delta-opti@delta.poznan.pl); tel: +(48) 61 864 69 60

Top view:



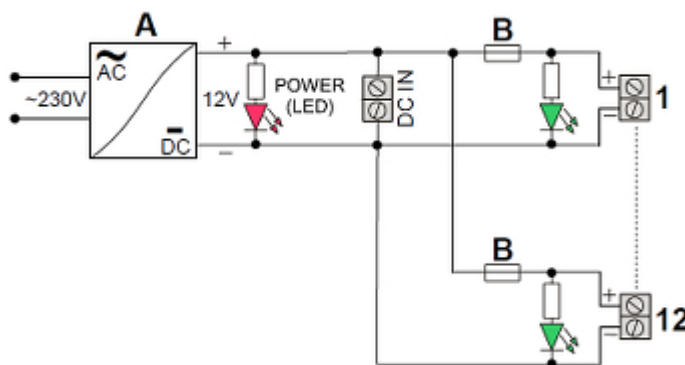
Adapter connectors:



Input voltage switch:



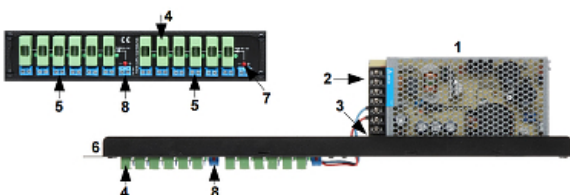
Power path diagram:



A) Switching power adapter 230V AC / 12V DC (12.5A)  
B) 5/20mm delayed fuse

Connectors description:

- 1) Switching power adapter 230V AC / 12V DC (12.5A)
- 2) AC 230V
- 3) Output voltage adjustment
- 4) 1A glass fuse delayed
- 5) Power outputs cable terminals
- 6) Rack panel
- 7) Red LEDs LED (DC IN) inform about voltage from 12V DC switching adapter
- 8) The cable terminal to connect 12V power supply from power adapter to for example other LZ-xx (it is not protected by a fuse)



In the kit:

