


Code: LZ-1ML

## POWER SUPPLY DISTRIBUTOR LZ-1ML

Net: 1.80 EUR Gross: 2.21 EUR

The LZ-1ML is a passive device and allows to distribute the power supply.  
For more devices than 6, the devices can be connected in parallel on the same terminal.




### SPECIFICATION

Number of power inputs:	2
Number of power outputs:	6
Maximal power voltage:	24 V DC (typical 12V)
Maximal power supply current:	<ul style="list-style-type: none"><li>• 6 A terminals</li><li>• 4 A 5.5/2.1 socket</li></ul>
Max. output current for single output:	6 A
Protection type:	—
Power connectors type:	Input : 5.5/2.1 socket, cable terminals Output : Cable terminals
Operation temp:	-50 °C ... 55 °C
Main features:	LED indicator - Input voltage
Housing type:	PCB
Weight:	0.025 kg
Dimensions:	51 x 40 x 18 mm
Manufacturer / Brand:	DELTA
Guarantee:	<b>3 years</b>



### PRESENTATION

DELTA-OPTI Monika Matysiak; <https://www.delta.poznan.pl>  
POL; 60-713 Poznań; Graniczna 10  
e-mail: delta-opti@delta.poznan.pl; tel: +(48) 61 864 69 60


Top view:



Connectors:



The device can be conveniently mounted on the (\*DIN TS-35\*) rail:




For this purpose mount the WM-35 (available separately):



Then install the LPCB-1 (included):



The whole must be made as shown below:



- 1) M3 x 10 screw
- 2) M4 x 12 screw

In the kit:

